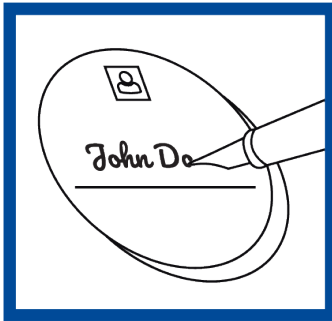
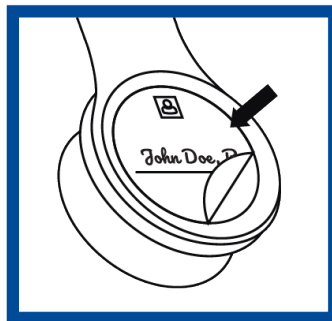


Quickstart guide

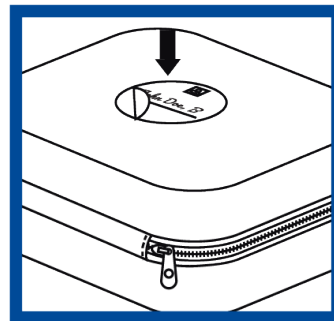
Easy ID Stickers



Write your name (and class / grade) on two ID stickers.

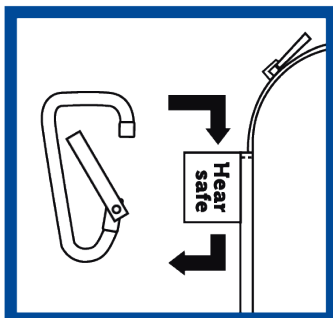


Put one on the blank earpiece of the headphone.

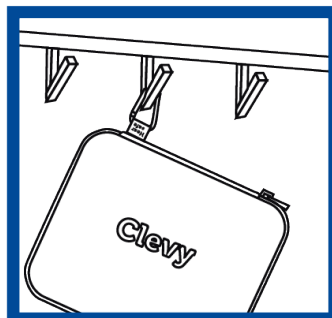


The other on the carrying case.

Carabiner Hook

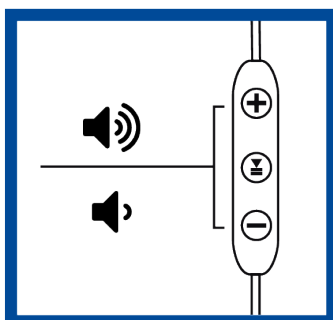


Insert the hook through the tab on the case.

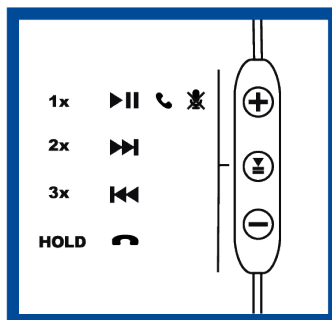


Now you can hang it on a backpack, a coatrack, etc.

Control functions



Change the volume with the "+" and "-" buttons.



The play/pause button has multiple functions.

JackMate function



Connect up to 5 headphones via the JackMate port.